














The items and quantities provided below are for information only to assist Small and Emerging Small Businesses (SEBs) in the understanding of the approximate scope of upcoming bidding opportunities. The actual bid items and quantities will vary as the design progresses.

PROJECT		Riverview Lift Station Replacement Project (OPW 52402)	
<b>Project Type</b>	Major CSO Project		
<b>Project Description</b>	This project is intended to replace the existing Riverview Lift Station. The existing lift station was built in the 1960s and is in need of replacement. A new lift station is needed to ensure flows from the Riverview and Grover Street sewers can be reliably pumped into the new South Interceptor Force Main and to maximize conveyance of wet weather flows to the Missouri River Water Resource Recovery Facility. This project includes the construction of a new Riverview Lift Station, modifications to existing diversion structures, construction of two new diversion structures, and construction of a new sewer in Gibson Road.		
<b>Project Contacts</b>	<b>Jake Hansen, City of Omaha, Public Works Dept</b> – 402-444-3922 <b>Weston Engel, Carollo Engineers</b> – 402-496-4088 <b>Dave Lampe, Felsburg Holt &amp; Ullevig</b> – 402-445-4405		
<b>Bid Advertisement (estimated)</b>	Q2 2019		
<b>Begin Construction (estimated)</b>	Q3 2019		
<b>Construction Estimate</b>	\$15–20 Million		
<b>Project Webpage</b>	<a href="http://www.omahacso.com/projects/riverview">www.omahacso.com/projects/riverview</a>		
CATEGORY OF WORK / ESTIMATED NOVEMBER 2018			
 <b>Barricade/Striping</b>	<ul style="list-style-type: none"> <li>• Striping (5,600 LF)</li> <li>• Provide barricades (26,000 days)</li> </ul>		
 <b>Building Plumbing</b>	<ul style="list-style-type: none"> <li>• PVC Pipe (93 LF)</li> <li>• Cast Iron Pipe (350 LF)</li> <li>• Pipe Support (40 EA)</li> </ul>	<ul style="list-style-type: none"> <li>• Gate Valve (11 EA)</li> <li>• Concrete Lined Ductile Iron Pipe (107 LF)</li> </ul>	
 <b>Clearing/Grubbing</b>	<ul style="list-style-type: none"> <li>• Clearing and Grubbing (1 LS)</li> </ul>		
 <b>Demolition/Removals</b>	<ul style="list-style-type: none"> <li>• Remove fencing (2,200 LF)</li> <li>• Remove and Salvage Jersey Barriers (150 EA)</li> <li>• Remove abandoned water line (240 LF)</li> <li>• Remove gravel and rip rap (2,400 SY)</li> </ul>	<ul style="list-style-type: none"> <li>• Remove 48" sewer pipe (80 LF)</li> <li>• Remove manhole (2 EA)</li> <li>• Remove rock material (400 SY)</li> </ul>	
 <b>Electrical</b>	<ul style="list-style-type: none"> <li>• Diversion structures and lift station EI&amp;C (1 LS)</li> </ul>		
 <b>Fencing</b>	<ul style="list-style-type: none"> <li>• 42' Opening Chain link Cantilevered Gate (1 EA)</li> <li>• Construct Fencing (4,900 LF)</li> </ul>		
 <b>Hauling/Excavation</b>	<ul style="list-style-type: none"> <li>• Hauling (19,900 CY)</li> <li>• Excavation (9,400 CY)</li> </ul>	<ul style="list-style-type: none"> <li>• Landfill Tipping Fee (22,600 TON)</li> </ul>	
 <b>HVAC</b>	<ul style="list-style-type: none"> <li>• Ductwork and Insulation (1 LS)</li> <li>• Exhaust Fans (9 EA)</li> </ul>	<ul style="list-style-type: none"> <li>• Unit Heaters (3 EA)</li> <li>• Make Up Air Unit (3 EA)</li> </ul>	
 <b>Paving/Removals</b>	<ul style="list-style-type: none"> <li>• Remove pavement (19,000 SY)</li> <li>• Saw Cut - Full Depth (3,000 LF)</li> <li>• Construct Asphalt (11,000 SY)</li> <li>• Construct concrete pavement (6,900 SY)</li> </ul>	<ul style="list-style-type: none"> <li>• Construct Aggregate Surface Course (1,300 TON)</li> <li>• Subgrade Preparation (7,000 CY)</li> </ul>	

(Continued on back)

PROJECT	Riverview Lift Station Replacement Project (OPW 52402)	
 <b>Process Equipment</b>	<ul style="list-style-type: none"> <li>Mechanical Screen (2 EA)</li> <li>Slide Gates (13 EA)</li> </ul>	<ul style="list-style-type: none"> <li>Pumps (6 EA)</li> <li>Double Girder Bridge Crane (1 LS)</li> </ul>
 <b>Seeding/Sodding/Landscaping/Bioswale/Green Infrastructure/Rolled Erosion Control</b>	<ul style="list-style-type: none"> <li>Install sodding (1,300 SY)</li> <li>Install rolled erosion control (340 SY)</li> <li>Planting Media and Bed Prep (500 SY)</li> </ul>	<ul style="list-style-type: none"> <li>Rock and Wood mulch (40 CY)</li> <li>Native Grasses and Sedges (700 EA)</li> <li>Grouted rip rap (1 LS)</li> </ul>
 <b>Sidewalks/Ramps</b>	<ul style="list-style-type: none"> <li>PCC Sidewalk (600 SF)</li> </ul>	
 <b>Signage</b>	<ul style="list-style-type: none"> <li>CSO Construction Sign and Contractor Signs (2,200 EA)</li> </ul>	
 <b>Structural</b>	<ul style="list-style-type: none"> <li>Soldier piles w/ wood lagging (13,454 SF)</li> <li>Lift Station piles (13,037 LF)</li> <li>Precast concrete panels (15,750 SF)</li> <li>Precast columns and beams (400 LF)</li> <li>Precast Roof Planks (1,936 SF)</li> <li>Straight Walls (1,090 CY)</li> <li>Structural Mats (940 CY)</li> <li>Elevated Concrete slabs (150 CY)</li> </ul>	<ul style="list-style-type: none"> <li>Cast-in-place Columns and Beams (135 CY)</li> <li>12" to 54" Edge Forms (990 LF)</li> <li>Bridge Crane Structural Steel (12,320 LB)</li> <li>Controlled density fill (3,513 CY)</li> <li>Structural Aluminum (2,200 LB)</li> </ul>
 <b>SWPPP Items</b>	<ul style="list-style-type: none"> <li>Silt Fence (2,000 LF)</li> <li>Inlet Protection (4 EA)</li> </ul>	<ul style="list-style-type: none"> <li>Straw Wattle (430 LF)</li> <li>SWPPP Notification Sign (2 EA)</li> </ul>
 <b>Water &amp; Sewer Pipelines</b>	<ul style="list-style-type: none"> <li>Construct Storm Inlet (5 EA)</li> <li>Construct perforated drain pipe (385 LF)</li> <li>Construct flowable fill pipe bedding (758 CY)</li> <li>Construct DIP Sanitary Sewer (1,015 LF)</li> <li>Construct Manhole (22 EA)</li> <li>Construct Water Main (551 LF)</li> <li>Install hydrant (3 EA)</li> <li>Construct RCP (1,825 LF)</li> </ul>	<ul style="list-style-type: none"> <li>Construct VCP Sanitary Sewer (190 LF)</li> <li>Pipe fittings, valves, and other pipeline accessories (26 EA)</li> <li>Construct 48" pipe plug (4 EA)</li> <li>External frame seal (8 EA)</li> <li>Construct aggregate bedding for sewer pipe (1,505 LF)</li> <li>Construct 84" Storm Manhole (10 VF)</li> </ul>
 <b>Miscellaneous/Other</b>	<ul style="list-style-type: none"> <li>Roof Insulation ( 11,600 SF)</li> <li>Doors (9 EA)</li> <li>Roll-up Overhead Door and Motor (3 EA)</li> <li>MUD Gas and Water Extension and Connection (1 LS)</li> <li>Construct Reinforced PCC retaining wall (140 CY)</li> <li>Provide Jersey barrier (33 EA)</li> <li>Construct bollard (28 EA)</li> </ul>	<ul style="list-style-type: none"> <li>Construct Concrete washout (2 EA)</li> <li>Provide Flagman (92 days)</li> <li>CCTV Pipeline Inspection (1,505 LF)</li> <li>Dewatering (1 LS)</li> <li>Bypass pumping (1 LS)</li> <li>Riverview LS Ancillary Equipment</li> <li>Gibson Road Ancillary Construction Items</li> </ul>

For additional information regarding this or other upcoming CSO construction projects, visit the Contractors' Corner at [www.OmahaCSO.com/Resources/Contractors-Corner](http://www.OmahaCSO.com/Resources/Contractors-Corner).